

ARCTIS NOVA PRO

GHID DE INFORMAȚII DESPRE PRODUS

CUPRINS

General	3
Prezentare generală a produsului	4
Configurare	6
Funcționare GameDAC	7
Opțiuni audio	8
Setări de ieșire audio	9
Microfon	10
Adaptare perfectă	11
Plăcuțe de difuzoare	12
Reglementarilor	13

GENERAL

CONȚINUTUL PACHETULUI

Căști Arctis Nova Pro

GameDAC

Cablu audio principal

2x cablu USB-C la USB-A

Filtru pop de microfon

Ghid de informații despre produs

SISTEM COMPATIBIL

PC

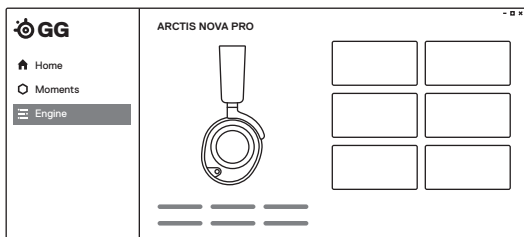
PlayStation 5

PlayStation 4

Nintendo Switch


Mobil

SOFTWARE



Folosește Engine din SteelSeries GG pentru a defini setări personalizate ale egalizatorului și pentru a controla microfonul.

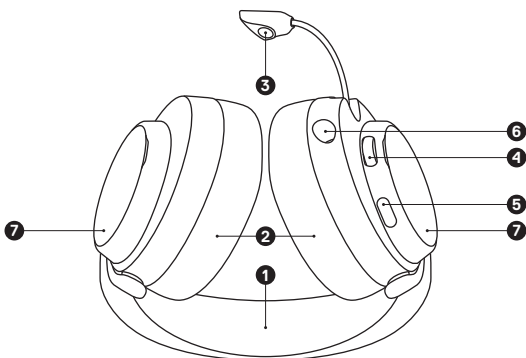
GG dispune, de asemenea, și de alte aplicații uimitoare, precum Sonar, o adevărată revoluție în materie de sunet în jocuri, care îți permite să asculți ceea ce este cel mai important, prin intermediul unor instrumente audio de ultimă generație.

 **DESCARCĂ ACUM**
steelseri.es/gg

PREZENTARE GENERALĂ A PRODUSULUI

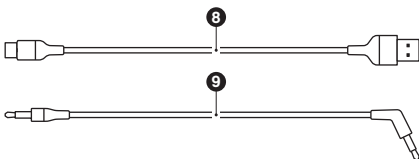
CĂȘTI

- 1 Bandă elastică pentru cap
- 2 Pernuțe pentru urechi din imitație de piele premium*
- 3 Microfon retractabil ClearCast
- 4 Rotiță de volum
- 5 Buton de dezactivare a microfonului
- 6 Mufă audio de 3,5 mm
- 7 Plăcuțe de difuzoare detașabile*



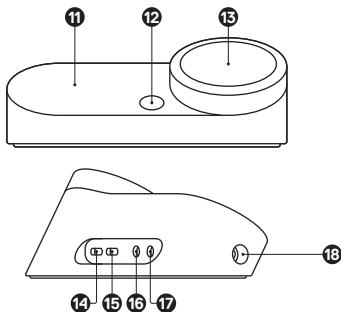
ACCESORII*

- 8 Cablu USB-C la USB-A (x2)
- 9 Cablu audio principal
- 10 Filtru pop de microfon



GAMEDAC

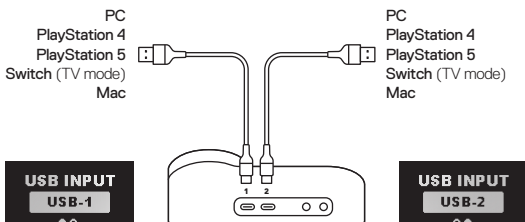
- 11 Ecran OLED
- 12 Buton secundar
- 13 Rotiță de control
- 14 Mufă USB-1
- 15 Mufă USB-2
- 16 Mufă Line Out
- 17 Mufă Line-In
- 18 Mufă de căști



CONFIGURARE

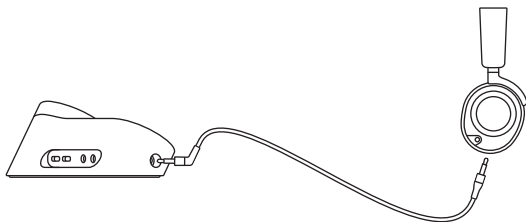
CONEXIUNI

Conectează unul din **Cablu USB-C la USB-A (8)** în **Mufă USB-1 (14)**, iar celălalt capăt la PC sau la consolă. În mod opțional, conectează cel de-al doilea cablu USB de la **Mufă USB-2 (15)** al GameDAC la un al doilea PC sau consolă. Schimbă sursele de intrare folosind meniul afișajului OLED.



CĂȘTI LA DAC

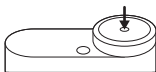
Conectează capătul răsucit al **Cablu audio principal (9)** în **Mufă de căști (18)** de pe partea stângă a GameDAC, iar capătul drept în **Mufă audio de 3,5 mm (6)** al căștii.



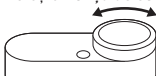
FUNȚIONARE GAMEDAC

ECRAN PRINCIPAL

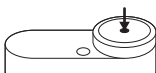
- 1 Apasă și eliberează **Rotiță de control (13)** pentru a comuta între Volum și ChatMix (*disponibil pe PC cu software instalat).



- 2 Rotește **Rotiță de control (13)** pentru a ajusta parametrul selectat.

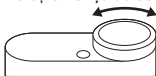


- 3 Apasă și ține apăsat **Rotiță de control (13)** pentru a afișa meniul principal.

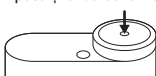


MENIU PRINCIPAL

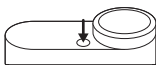
- 1 Rotește **Rotiță de control (13)** pentru a parcurge elementele meniului.



- 2 Apasă și eliberează **Rotiță de control (13)** pentru a selecta.



- 3 Apasă și eliberează **Buton secundar (12)** pentru a te întoarce în meniu.



OPȚIUNI AUDIO

SURROUND

Activează/dezactivează sunetul Surround prin software (numai pe PC, necesită instalarea unui software)



EGALIZATOR

Personalizează sunetul cu ajutorul presetărilor incluse sau al egalizatorului cu 10 benzi complet reglabil



AMPLIFICARE

Modifică nivelul maxim de ieșire al GameDAC



SIDETONE

Selectează nivelul de voce proprie pe care dorești să îl auzi în căști



VOLUM MICROFON

Optimizează nivelul microfonului pentru sistemul tău



DEZACTIVARE MICROFON

Atunci când este activat, *Buton secundar (12)* activează sau dezactivează microfonul




SETĂRI DE IEȘIRE AUDIO

DIFUZOARE

Redă sunetul jocurilor și al chat-ului prin intermediul unor difuzoare externe.

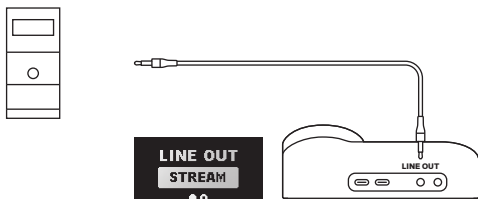
- 1 Conectează un cablu de 3,5 mm (nu este inclus) de la **Mufă Line Out (16)** al GameDAC la difuzoarele tale.
- 2 În meniul OLED, setează opțiunea Line Out la „Difuzoare”.



TRANSMISIUNE

Combină sunetul principal, auxiliar și microfonul pentru a-l trimite la un PC pentru streaming.

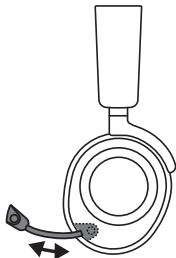
- 1 Conectează un cablu de 3,5 mm (nu este inclus) de la **Mufă Line Out (16)** al GameDAC la intrarea plăcii de sunet a PC-ului tău.
- 2 În meniul OLED, setează opțiunea Line Out la „Stream”.
- 3 Reglează mixul tău personalizat prin intermediul Stream Mixer de pe ecranul OLED.



MICROFON

MICROFON RETRACTABIL

Atunci când este scos din cutie, **Microfon retractabil ClearCast (3)** este retras. Pentru a folosi microfonul, trage-l în afara căștii până când atinge extensia maximă.



POZIȚIONARE

Poziționează **Microfon retractabil ClearCast (3)** aproape de colțul gurii, cu suprafața frontală orientată spre tine.

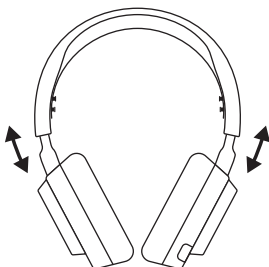
Observație: Microfonul nu ar trebui să fie folosit atunci când este retras.



ADAPTARE PERFECTĂ

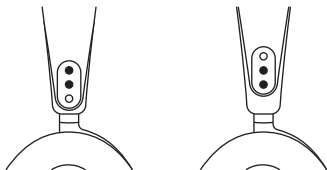
AJUSTAREA CĂȘTILOR

Împinge pernuțele căștilor în sus sau în jos pentru a schimba înălțimea generală.



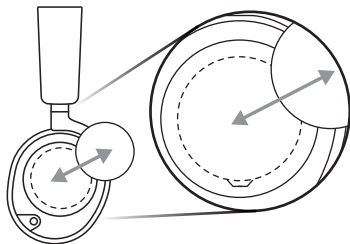
AJUSTAREA BENZII PENTRU CAP

Modifică poziția **Bandă elastică pentru cap (1)** pe una sau pe ambele părți pentru a obține tensiunea și flexibilitatea dorite.



PLĂCUȚE DE DIFUZOARE

Plăcuțe de difuzoare detașabile (7) sunt atașate cu ajutorul unor magneți. Pentru a le scoate cu scopul de a le înlocui, introdu unghia în creștătura din partea de jos a plăcuței și ridică-le ușor.



REGLEMENTARILOR



Europe – EU Declaration of Conformity

Hereby, SteelSeries ApS. declares that the equipment which is compliance with directive RoHS 2.0 (2015/863/EU), EMC Directive (2014/30/EU), and LVD (2014/35/EU) which are issued by the Commission of the European Community.

The full text of the EU declaration of conformity is available at the following internet address: <https://steelseries.com/>

SteelSeries ApS. hereby confirms, to date, based on the feedback from our suppliers indicates that our products shipping to the EU territory comply with REACH (Registration, Evaluation, Authorization, and Restriction of Chemicals - (EC) 1907/2006) compliance program. We are fully committed to offering REACH compliance on the products and posting accurate REACH compliance status for the all of products.



UK Declaration of Conformity

Hereby, SteelSeries ApS. declares that the following equipment which is compliance with Electromagnetic Compatibility Regulations 2016, Electrical Equipment (Safety) Regulations 2016 and The Restriction of the Use of Certain Hazardous Substances in Electrical and Electronic Equipment Regulations 2012 issued by the Department for Business, Energy& Industrial Strategy.

The full text of the UK declaration of conformity is available at the following internet address: [www.steelseries.com](https://steelseries.com)



WEEE

This product must not be disposed of with your other household waste or treat them in compliance with the local regulations or contact your local city office, your household waste disposal service or the shop where you purchased the product.

Turkey RoHS Compliance

Republic of Turkey: In conformity with the EEE Regulation

Türkiye Cumhuriyeti: EEE Yönetmeliğine Uygundur



Federal Communication Commission Interference Statement

This device complies with Part 15 of the FCC Rules. Operation is subject to the following two conditions:

1. This device may not cause harmful interference, and
2. this device must accept any interference received, including interference that may cause undesired operation.

This equipment has been tested and found to comply with the limits for a Class B digital device, pursuant to Part 15 of the FCC Rules. These limits are designed to provide reasonable protection against harmful interference in a residential installation. This equipment generates, uses and can radiate radio frequency energy and, if not installed and used in accordance with the instructions, may cause harmful interference to radio communications. However, there is no guarantee that interference will not occur in a particular installation. If this equipment does cause harmful interference to radio or television reception, which can be determined by turning the equipment off and on, the user is encouraged to try to correct the interference by one of the following measures:

- Reorient or relocate the receiving antenna.
- Increase the separation between the equipment and receiver.
- Connect the equipment into an outlet on a circuit different from that to which the receiver is connected.
- Consult the dealer or an experienced radio/TV technician for help.

Region	Address	Telephone
USA	SteelSeries ApS., 656 W Randolph St., Suite 3E, Chicago, IL 60661, USA	+1 312 258 9467

Industry Canada Statement

This device complies with RSS standards of the Industry Canada Rules. Operation is subject to the following two conditions:

1. This device may not cause harmful interference, and
2. This device must accept any interference received, including interference that may cause undesired operation.

Ce dispositif est conforme à la norme CNR d'Industrie Canada applicable aux appareils radio exempts de licence. Son fonctionnement est sujet aux deux conditions suivantes:

1. le dispositif ne doit pas produire de brouillage préjudiciable, et
2. ce dispositif doit accepter tout brouillage reçu, y compris un brouillage susceptible de provoquer un fonctionnement indésirable.

This Class B digital apparatus complies with Canadian ICES-003.
Cet appareil numérique de la classe B est conforme à la norme NMB-003 du Canada.



この装置は、クラスB機器です。この装置は、住宅環境で使用することを目的としていますが、この装置がラジオやテレビジョン受信機に近接して使用されると、受信障害を引き起こすことがあります。取扱説明書に従って正しい取り扱いをして下さい。VCCI-B



该电子电气产品含有某些有害物质，在环保使用期限内可以放心使用，超过环保使用期限之后则应该进入回收循环系统。

SteelSeries Products and Australian Consumer Law

Our goods come with guarantees that cannot be excluded under Australian consumer law. You are entitled to a repair, replacement, or refund for a major failure and compensation for any other reasonably foreseeable loss or damage. You are also entitled to have the goods repaired or replaced if the goods fail to be of acceptable quality and the failure does not amount to a major failure.

Should your product be defective, you can make a claim under Australian consumer law.

SteelSeries will provide its own remedies equivalent to those remedies in the consumer guarantee provisions of the Australian Consumer Law at any time within 24 months of the date of purchase. For the avoidance of doubt, SteelSeries acknowledges that the Australian Consumer Law may provide for remedies beyond 24 months for a number of its products.

Summary of Australian statutory consumer guarantees

Consumer guarantees in relation to goods

The goods will be of acceptable quality, The goods will be fit for a particular purpose, The goods will match their description, The goods will match the sample or demonstration model, You have title to the goods, You have undisturbed possession of the goods, There are no undisclosed securities on the goods.

Consumer guarantees in relation to services

We will provide the services with due care and skill, The services will be fit for a particular purpose, The services will be provided within a reasonable time.

For SteelSeries-branded goods, in addition to the above, we also guarantee that we will provide repairs or spare parts for a reasonable time. Under Australian consumer law, the remedy you are entitled to if a product fails to meet a consumer guarantee will depend on whether the failure to comply with the guarantee is major or minor.

Minor failures to comply with a consumer guarantee can normally be fixed or resolved in a reasonable amount of time. In this case, the seller can choose to offer you a refund, replacement, repair or, in the case of services, resupply. If the seller does not fix the problem or takes too long, you may be able to get it fixed by someone else and recover the costs from the seller depending on the circumstances.

Remedies for major failure with goods

Return the product and ask for a refund, Return the product and ask for an identical replacement, or one of similar value if reasonably available, Keep the product and ask for compensation for the drop in value caused by the problem.

Remedies for major failure with services

Cancel the contract and pay a reasonable amount for the work done, or seek a refund, For money already paid, keep the contract and negotiate a reduced price for the drop in value of the service — this may mean asking for some of your money back if you have already paid.

For goods, there is a major failure to comply with a consumer guarantee when:

- You would not have purchased the product if you had known about the problem.
- The product is significantly different from the description, sample or demonstration model you were shown.
- The product is substantially unfit for its normal purpose and cannot easily be made fit within a reasonable time.
- The product is substantially unfit for a purpose that you told the supplier about, and cannot easily be made fit within a reasonable time.
- The product is unsafe.

For services, there is a major failure to comply with a consumer guarantee when:

- You would not have engaged the service if you had known the nature and extent of the problem.
- The service does not meet the reasonable expectations for that type of service, and the problem cannot be rectified within a reasonable time.
- You told the supplier that you wanted the service for a specific purpose, which was not fulfilled, and the problem could not be easily rectified within a reasonable time.
- You told the supplier that you wanted a specific result, yet the service and end result failed to meet your specifications and could not be easily rectified within a reasonable time.
- The supply of the service has created an unsafe situation.

For information on Australian consumer laws, please visit Australian consumer law website at www.consumerlaw.gov.au.

Importer Name and Address: Ingram Micro Pty LTD / Level1, 61 Dunning Avenue. Rosebery NSW 2018
Telephone technical support: +61-2-9381-6000

이 기기는 가정용(B급) 전자파적합기기로서 주로 가정에서 사용하는 것을 목적으로 하며, 모든 지역에서 사용할 수 있습니다



- 1. 상호명: SteelSeries ApS.
- 2. 기기명칭: GameDAC
- 3. 모델명: SC-00007
- 4. 인증번호: R-R-SS4-HS-00007
- 5. 제조사/제조국: SteelSeries ApS./China

Ukraine RoHS:

Обладнання відповідає вимогам Технічного регламенту щодо обмеження використання деяких небезпечних речовин в електричному та електронному обладнанні, затвердженого постановою Кабінету Міністрів України від 3 грудня 2008 № 1057

Restriction on Hazardous Substances statement (India)

This product complies with the "India E-waste Rule 2011" and prohibits use of lead, mercury, hexavalent chromium, polybrominated biphenyls or polybrominated diphenyl ethers in concentrations exceeding 0.1 weight % and 0.01 weight % for cadmium, except for the exemptions set in Schedule 2 of the Rule.

根据中国大陆《电子电气产品有害物质限制使用标识要求》， 以下部分列出了产品中可能包含的有害物质的名称和含量:						
零部件名称	有害物质					
	铅 (Pb)	汞 (Hg)	镉 (Cd)	六价铬 (Cr(VI))	多溴联苯 (PBB)	多溴二苯醚 (PBDE)
电路板组件	×	○	○	○	○	○
其他线材	×	○	○	○	○	○
*电路板组件包括印刷电路板及其构成的零部件, 如电阻、电容、集成电路、连接器等。						
本表格依据SJ/T 11364的规定编制。 ○: 表示该有害物质在该部件所有均质材料中的含量均在 GB/T 26572规定的限量要求以下。 ×: 表示该有害物质至少在该部件的某一均质材料中的含量超出GB/T 26572规定的限量要求; 上表中打“X”的部件, 应功能需要, 部分有害物质含量超出GB/T 26572规定的限量要求, 但是符合欧盟RoHS 法规要求(属于豁免部分)。						

Region	Address	Telephone
Asia 亞洲	4F.-4, No. 186, Jian 1st Rd., Zhonghe Dist., New Taipei City 235603, Taiwan (R.O.C.) 新北市中和區建一路186號4樓及4樓之4	+886 2 8226 3858
Europe	Havneholmen 8, 1st Floor, 2450 Copenhagen SV, Denmark	+45 702 500 75
USA	SteelSeries ApS., 656 W Randolph St., Suite 3E, Chicago, IL 60661, USA	+1 312 258 9467

More information and support from steelseries.com



Custom Union Compliance.

(Russia / Belarus / Kazakhstan / Armenia / Kyrgyzstan)



ACMA Compliance

(Australia/ New Zealand)



Direct Current

Product Name (產品名稱/产品名称): Headset (耳機/耳机)


Model No. (型號/型号): HS-00022

Rated (規格/规格): 3.5mm Audio Plug

Accessories information (配件資訊/配件信息)

Product Name (產品名稱/产品名称): GameDAC (音效卡/声卡)

Model No. (型號/型号): SC-00007

Rated (規格/规格): 5V  500mA

Made in China (中國製造/中国制造)

Operating Temperature: 0 to + 40 °C

產品使用環境溫度: 0 - 40度

61527





descoperă mai mult accesând site-ul steelseries.com